


Release notes

Case Controller UA 410 D AC Firmware V1.40





Eckelmann AG
Business Unit Refrigeration and Building Management Systems

Berliner Straße 161
65205 Wiesbaden
Deutschland

Tel.: +49 611 7103-700
Fax: +49 611 7103-133

elds-support@eckelmann.de
www.eckelmann.de

Board of Directors: Dipl.-Ing. Peter Frankenbach (Speaker),
Dipl.-Wirtsch.-Ing. Philipp Eckelmann, Dr.-Ing. Frank-Thomas Mellert,
Dr.-Ing. Marco Münchhof, Dr.-Ing. Frank Uhlemann

Chairman of the supervisory board: Hubertus G. Krossa

Registration court / registration number: District court Wiesbaden Germany, HRB 12636

Before commissioning and use, please check that this is the latest version of the document. With the publication of a new version of the documentation, all previous versions lose their validity.

Errors and technical modifications are expressly reserved.


The current operating manual and information such as data sheets, more detailed documentation and FAQs are available for you on-line in E°EDP (Eckelmann ° Electronic Documentation Platform) at www.eckelmann.de/elds



You reach all relevant documents for this component directly using the QR code.

All rights to any use whatever, utilisation, further development, forwarding and creation of copies remain with the Eckelmann AG company.

In particular, neither the contract partners of Eckelmann AG nor other users have the right to distribute or market the IT programs/program parts or modified or edited versions without express written permission. To some extent, names of products/goods or designations are protected for the respective manufacturer (registered trademarks etc.); in any case, no guarantee is assumed for their free availability/permission to use them. The information provided in the description is given independently of any existing patent protection or other third-party rights.



Release notes

Case Controller UA 410 D AC




A firmware update is **only** to be carried out by trained staff or factory-side by the manufacturer!

The following is a summary of new functions of the current firmware.

New features compared to previous versions


Version V1.40


- New Hardwareplattform UA 410 D AC
 - blue main board
 - grey, coded mating connector with spring terminals
 - two-row CAN bus spring terminal for easier wiring



Version V1.40


- New hardware platform – blue housing with compact dimensions
- Coded connectors





Version V1.40

- New hardware platform UA 410 D AC - for DIN rail mounting
- Optimised labelling strip



- Differences in the complete hardware (UA 410 D AC, see photo) compared to UA 410 D AC:
 - 2 analogue inputs 4..20 mA Currently reserve for future applications
 - 2 analogue outputs 0.. 10 V Currently reserve for future applications
 - Fourth digital input Currently reserve for future applications
 - USB interface For firmware update
- Adjustment and implementation on the basis of the new hardware platform:
The essential functions of the UA 300, its controller types and their functions, are retained in the UA 410 D AC.
- The UA 410 D AC is the successor (replacement controller) to the UA 300 D AC / UA 300 D CC.